



**27 | 10 | 24**  
**#runtheskyline**

**EVENT INFORMATION**  
**T. ROWE PRICE RELAY MARATHON**

# GENERAL INFORMATION

Dear relay runner, in the following you will find important information about the schedule of this year's T.Rowe Price Relay Marathon. Please take enough time to read this information carefully.

## COMPETITION RULES

The Mainova Frankfurt Marathon is governed by the **International Rules of Competition (IWR)** of the World Athletics and German Athletics Association.

## MARATHON CENTER TRADE FAIR

Ludwig-Erhard-Anlage 1  
60327 Frankfurt

The entrances and halls are connected by a pathway system.

## DIRECTION

Please travel, if possible, by public transportation as there will be increased traffic in the city during the marathon weekend.

Your start pass/ start number is valid as a RMV ticket on the day of the event.

## Public transportation (RMV):

Stops in the immediate area

- S-Bahn station „Messe“ (S3, S4, S5, S6)
- U-Bahn station „Festhalle/Messe“ (U4)
- Bus stop „Festhalle/Messe“ (line 50)
- Tram „Festhalle/Messe“ (line 16, 17)

By car: → [Directions](#)

## Parking:

- October 25th & 26th: all parking garages in the area around of the fair (Rebstockparkhaus Fr+Sa closed)
- October 25th & 26th: Skyline Plaza parking garage, entrance Brüsseler Straße, 1st hour free of charge
- October 27th: Rebstock parking garage, 60486 Frankfurt am Main, with shuttle service to the exhibition grounds
- Vehicles higher than 2m: Rebstock area, Block D (without infrastructure)

## IMPORTANT INFORMATION

- from the Rebstock parking garage we offer a **shuttle service**
- Availability on the weekend of the event: via e-mail to [mail@frankfurt-marathon.com](mailto:mail@frankfurt-marathon.com)

- Information on road closures and detours on October 25th & 26th at: +49(0)69 3700 468-60
- On-site medical service: +49 (0)69 71919192 or as usual the emergency number 112
- Emergency contacts: For the most immediate assistance you should indicate an emergency contact with a phone number in your registration profile and on the back of your race number. Only this person will receive information.
- Lost property: can be handed in and collected at the Infopoint in hall 1, level 2. After the end of the event you will receive information on lost property from 29.10.2024 via +49(0)69 3700 468-20 or [mail@frankfurt-marathon.com](mailto:mail@frankfurt-marathon.com).

## Notice:

For better readability, personal nouns in this document are used in the generic masculine form. For the sake of equal treatment, corresponding terms apply in principle to female and other gender identities to the extent gender identities, as well as to the gender of the individual.



FRANKFURT-MARATHON.COM









# 25.-27.10.2024

# SUPPORTING PROGRAM



## WHAT TO EXPECT AT THE MARATHON WEEKEND

### MARATHONMALL / EXPO INFORMATION AND SALES FAIR

-  Friday, October 25th 2024 / 12 noon to 7pm
-  Saturday, October 26th 2024 / 10am to 7pm
-  Sunday, October 27th 2024 / 7am to 5pm
-  Trade Fair (Messe Frankfurt), hall 1, level 2



### PRETZEL RUN – BREAKFAST RUN POWERED BY INTERAIR (ca. 5km)

The free Pretzel Run through Frankfurt with drinks, original Frankfurt pretzels and medals (while stocks last).



-  Saturday, October 26th 2024 / 10am
-  Start: at the „Forum“, Trade Fair (Messe Frankfurt)
- Ziel: Messe Frankfurt, forecourt of Maritim Hotel

### FATTORIA LA VIALLA – TOSCANA PASTA PARTY

(For companions you can buy vouchers there)



-  Saturday, October 26th 2024 / 1:30pm to 7pm
-  Festhalle, Trade Fair (Messe Frankfurt)

### ECUMENICAL WORSHIP

-  Saturday, October 26th 2024 / 6pm
-  Festhalle – Blauer Saal, Messe Frankfurt



### SHOCK-HEADED PETER RUN (420m)

For Children born between 2015 and 2019

-  Saturday, October 26th 2024 / 11.30am
-  Start: at the „Forum“, Trade Fair (Messe Frankfurt)
- Finish: original „marathon finish“ in the Festhalle

### MINI-MARATHON (4,2 km)



For children and youth born between 2007 and 2016.

-  Sunday, October 27th 2024 / 10.55am
-  Start: Friedrich-Ebert-Anlage
- Finish: original „marathon finish“ in the Festhalle



27.10.2024

# T. ROWE PRICE RELAY MARATHON

## T. ROWE PRICE RELAY MARATHON (12,9 km; 6,1 km; 9,5 km; 13,5 km)

-  Sunday, October 27th 2024 / 10.35am
-  Start: Friedrich-Ebert-Anlage
- Finish: Festhalle, Trade Fair (Messe Frankfurt)

## RACE NUMBER PICK UP

-  Friday, October 25th 2024 / 12 noon to 7pm
- Saturday, October 26th 2024 / 10am to 7pm
- Sunday, October 27th 2024 / 7am to 9.30am
-  Trade Fair (Messe Frankfurt), hall 1, level 2 ([→ floor plan](#))

## IMPORTANT

- please bring: your race passport or race number + identity card
- if you want someone else to pick up your race number: race passport or declaration of consent with additional copy of identity card of the participant
- Get into the starting grid: 10.20am at Friedrich-Ebert-Anlage in city direction

## CHANGE OF RELAY TEAM

- Changes to the relay team can be made until October 17, 2024. Send all information to [mail@frankfurt-marathon.com](mailto:mail@frankfurt-marathon.com)
- After October 17th 2024, changes can only be made on-site at the help desk

## RACE NUMBER...

- authorizes to participate in the T.Rowe Price Relay Marathon 2024
- is not transferable and must be worn visibly on the chest
- is not allowed to be changed, especially not the lettering
- no start number = no ranking
- is valid as a ticket for the RMV area on race day

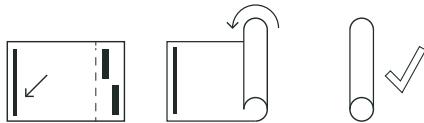


# BEFORE START

## TIMING

- takes place exclusively via a timing transponder in the baton
- You will receive the baton included in the performance package at the race number distribution
- you will be given a foldable baton at the race pack issue, in which the timing transponder is integrated.
- Please make sure that the transponder in the baton is not must not be bent. Otherwise timekeeping is not possible

## ROLLEN SIE IHREN STAFFEL-STAB!



- 01 Entfernen Sie die Klebeschutzhülle.
- 02 Rollen Sie den Staffel-Stab in Richtung Klebefolie auf.
- 03 Sie können den Staffel-Stab jetzt nutzen!

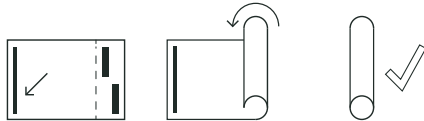
### WICHTIGE INFORMATIONEN

Rollen Sie den Staffelstab von der Chip-Seite her auf.  
Halten Sie beim Passieren der Zeitmess-Punkte den Staffelstab in Hüfthöhe.  
Der Staffelstab darf während des Rennens nicht hinter Gürteln oder in Taschen verstaut werden.

**Kein Staffelstab - keine ZEIT!**

Viel Glück!

## ROLL UP YOUR BATON!



- 01 Tear off the tape cover.
- 02 Roll up from selection.
- 03 Ready to race!

### IMPORTANT INFORMATION!

Roll up the baton starting from the chip side.  
When passing the timing systems keep the baton at hip height.  
Do not put the relay baton behind belts or in pockets during the race

**No baton - no TIME!**

Good luck!

Hier aufrollen.



Start to roll from this side.

## TRANSITION AREAS

- Organised transport of the relay runners to and from the transition zones is not possible due to the road closures set up for the marathon
- The transition areas are therefore chosen so that they can be easily reached by public transport. We ask you to follow this recommendation.
- For all relay runners the start number is valid as a ticket for public transport in the whole RMV area

## TRANSPORT TO AND FROM THE TRANSITION AREAS FOR RELAY RUNNERS

### 1st transition area

- Start (Festhalle/Messe) -> 1st transition area (Kurt-Schumacher-Straße; stop: Konstablerwache, Zeil): U4 (10 min interval)
- transition area -> finish: (Festhalle/Messe) U4, 10 min intervals

### 2nd transition area

- Start -> 2nd transition area (Goldsteinstraße; stop: BahnhofNiederrad): U4 (10 min intervals) to Hauptbahnhof, change to S 7, 8, 9 (15 min intervals) to Niederrad station
- 2nd change zone (stop: Niederrad station) -> destination: S 7, 8, 9 (every 15 min) to Hauptbahnhof (main station), change to U4 (every 10 min) to Festhalle/Messe

### 3rd transition area

- Start -> 3rd transition area (Oeserstraße/Kerbeplatz; stop: Nied station): U4 (10 min interval) to main station, change to S 1, 2 (15 min intervals) to Nied station

**Please make your way to the individual transition zones early!**

# BEFORE START

## TRANSPORTATION OF THE CLOTHES BAG (→ route map)

- You will receive a **starter bag for each runner**, which will be used to store your training and protective clothing before the race. Please prepare your own backpack for the provision of training and protective clothing after the run.
- **RUNNER A** will hand in his „pre-run clothes bag“, runner D will hand in his „post-run clothes bag“ before the start at 8am in in hall 1, level 1 at the trade fair (Messe Frankfurt). Please note: Here only the official starter bags may be handed in. Please place the sticker in the start number envelope in the marked field on the bag. Allow enough time for the clothes to be handed in. After the race you can pick up your clothes bag until 5pm. runner A will give his „after the race rucksack“ to runner B who brings it to the Kurt-Schumacher-Straße transition area.

- **RUNNER B** takes the „after the run“ backpack of runner A and his own „before the run clothes bag“ to the transition area Kurt-Schumacher-Straße. His „after the race“ backpack is taken by runner C to the transition area Goldsteinstraße/Lyoner Straße.
- **RUNNER C** takes the „after the run“ backpack of runner B and his own „before-the-run clothes bag“ to the transition area Goldsteinstraße. His „after-the-run backpack“ is taken by runner D to the transition area Oeserstrasse/Kerbepplatz.
- **RUNNER D** takes the „after the run“ backpack of runner C and his own „before the run“ backpack to the transition area Oeserstraße/ Kerbepplatz. He deposits his own „after the run“ clothes bag beforehand at the clothes bag drop-off point.

**We ask you to discuss this with your running friends and act as a team!**

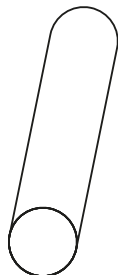


# 27.10.2024 THE START

→ Plan start and finish area

## THINGS YOU HAVE TO TAKE WITH YOU:

- your personal start number -> clearly visible attached on your chest
- baton



## START T. ROWE PRICE RELAY MARATHON

(12,9 km; 6,1 km; 9,5 km; 13,5 km)



Sunday, October 27th 2024/ 10.35am



Start: Friedrich-Ebert-Anlage

Ziel: Festhalle, trade fair (Messe Frankfurt)

- Admission to the start area is only possible with an official start number
- Due to the evaluation of the net time by means of the timing mats there will be no disadvantage for anyone

**!** Get to the start as early as possible. Unnecessary hecticness and nervousness will only hinder you in your personal performance. **!**

# 27.10.2024 ON THE TRACK

→ route map

## NOT ALLOWED:

- Race number ribbon, bicycle or other escort on the course.
- Headphones are prohibited for participation in championships, but are allowed for amateurs
- Baby joggers must start in the last starting block

## WATER STATIONS

- the refreshment points are located on the right or left side, at km 5 and 10 they are on both sides
- medical assistance: at the refreshment points there will be medical assistants available.
- toilets: at km 5, 10 and every 2,5 km thereafter

## EVERY 5 KM IN THIS ORDER:



Time information, medical care, self-catering, Rosbacher naturell mineral water, isotonic drinks from Rosbacher, tea, tubs for soaking the sponges, waste containers

## KM 12,5 / 17,5 / 22,5 / 27,5 / 32,5 / 37,5



Refreshment points with Rosbacher mineral water and tubs for dipping the sponges

## AB KM 15 BIS ZUM ZIEL



additional offer of organic bananas from Querbeet

## KM 15 UND KM 30



additional offer of Gel 100 without caffeine from Maurten

## KM 30, 35, 40



bizzl Cola



# 27.10.2024 FINISH AREA

→ [Plan start and finish area](#)

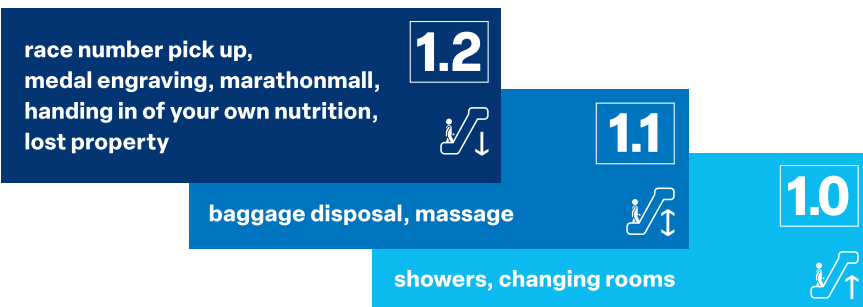
## CATERING AT THE FINISH AREA → [target area](#)

- there will be a separate target area for the relay runners
- only runner D is entitled to enter this area, where he will receive a special nutrition bag for relay participants
- Runners A, B and C will be able to visit the Krombacher stand in the Marathon Mall to refresh themselves and to arrange a meeting point with runner D outside of the finish area.

## BAGGAGE (CLOTHES) DISPOSAL, SHOWERS, MASSAGE

- Collection of the bag: until 5pm in hall 1, level 1 against presentation of your race number
- Changing rooms and showers: hall 1, level 0
- Massage service: from 12 noon to 5pm in hall 1, level 1 (use only under the condition that you are freshly showered)

### LEVELS HALL 1:



# 27.10.2024 AFTER THE RUN

## YOUR RESULT AND YOUR CERTIFICATE

you will find after your finish online at [www.frankfurt-marathon.com](http://www.frankfurt-marathon.com) at information → [Results](#)

## MEETING POINTS

- You can meet your friends and family members who do not have access to the closed-off areas, at the following two meeting points: hall 1, level 2, or „P1“ (area on the fairgrounds between Festhalle and hall 1)  
→ [Plan start and finish area](#)

## SAVE THE DATE!

The T.Rowe Price Relay Marathon 2025 will take place on **26 October 2025**. Online registration for next year is expected to open at the beginning of 2025

[Click here for your voucher booklet](#)





# ADDITIONAL SERVICES

## T-SHIRT AND LONGSLEEVE COLLECTION

- You can pick up your booked participant shirt at the marathon-mall in hall 1, level 2 until Sunday, October 27, 2024, 10:00 a.m.. You will find a corresponding voucher tear-off on your race number. If you have not yet booked a shirt you can do this online until October 20, 2024 via your Dashboard under "Change registration". Or on site at the HOKA booth.

-> Please pick up your shirt in time. After 10 am the shirts will go on free sale

## T-SHIRT PRINT

- You can get your booked flex print printed on a T-shirt of your choice at the marathonmall in hall 1, level 2. If you have not yet booked a T-shirt print, you can do so until October 20, 2024 via your dashboard under "Change registration". Alternatively, the T-shirt print can be purchased on site for an additional €2.

## MEDAL ENGRAVING

- You can get your medal engraving at the marathonmall in hall 1, level 2 from 12 noon in the area of the bib number pick up. If you have not yet booked the medal engraving you can book this until October 20, 2024 via your dashboard under "Change registration". Alternatively, you can have the medal engraved for €10 in cash on site.

## CHARITY-WISHLET

- You can pick up your Wishlet at the ASB stand at the marathon-mall in Hall 1, Level 2. If you have not yet booked a Wishlet you can do this until October 20, 2024 via your dashboard under "Change deregistration". Alternatively, you can purchase a Wishlet on site at the HOKA booth.

## RACE PACE BRACELET

- At the marathonmall you can pick up your personal Race Pace bracelet at the T. Rowe Price booth! With 11 different target times from 3:30h to 5:00h you will find exactly the right support for your marathon. Whether you are an experienced runner or a newcomer, the Race Pace Bracelet from T. Rowe Price helps you to keep an eye on your pace and achieve your goals!

-> Plan Hall 1



# FURTHER INFORMATION

## - ASB CHARITY-PROJEKT „WÜNSCHEWAGEN“



With the project „Wünschewagen - letzte Wünsche wagen“ („Wishing for last wishes“) the ASB supports seriously ill people. The journey of the Wünschewagen takes the passenger and an accompanying person to their place of longing - including shared memories.  
-> [How you can donate](#)

## - App

Possibility for friends and family to follow your race live. You can find all the information at:

[www.frankfurt-marathon.com/faq\\_under „App“](http://www.frankfurt-marathon.com/faq_under_„App“)

## - Livestream

of the race: online at [www.frankfurt-marathon.com](http://www.frankfurt-marathon.com) and on TV on hr-fernsehen -> [Livestream](#)

- **DLV-Volkslauf stamp:** available at the Infopoint in Hall 1.2

- **Registration for the T.Rowe Price Relay Marathon in early 2025**



## 8 TIPS FOR WASTE PREVENTION



1. Use your race number as ticket for a free public transport to come to the Mainova Frankfurt Marathon!
2. Wear old clothes- no plastic foil- for your warmup and throw your clothes in the boxes for the collection of old clothes!
3. Use your goodie Bag as your bag for the whole day. It is perfect for transport your clothes or shoes but also for shopping or bringing returnable bottles back!
4. Throw your waste in litter bins!
5. Bring your registration information online as a PDF file on your phone with you!
6. Bring your own cutlery and dishes to the pasta party!
7. Use your own shopping bag on the marathon mall!
8. Turn off the water during using soap or wash lotion!

Waste from participants on the exhibition grounds is collected centrally and recycled professionally by a specialist waste disposal company.

